


CAT5E RISER CABLE


24/4 CMR/FT4 PULL BOX




SPEC SHEET




0E-CAT5RBL




0E-CAT5RBK




0E-CAT5RWH



0E-CAT5RYW



0E-CAT5RGN



0E-CAT5ROR

Physical Characteristics

Conductor: 24 AWG Solid Bare Annealed Copper

Insulation: HDPE (High Density Polyethylene)

Conductor Color Code:

- Pair 1: Blue - White/Blue
- Pair 2: Orange - White/Orange
- Pair 3: Green - White/Green
- Pair 4: Brown - White/Brown

Rip Cord: Applied longitudinally under jacket

Jacket: PVC (Flame-Retardant, SUN RES & RoHS compliant)

Jacket Legend:

- 0000FT CAT 5E 4 PR 24 AWG E507576 (UL) CMR c(UL)us FT4 SUN RES 75C (RoHS)
- UL VERIFIED TO TIA-568.2-D CAT5E ##### RM# A B C D E F 1 2 3 4 5 6 7 8 9

Nominal Cable Diameter (in.): 0.200

Nominal Cable Net Weight (lbs./1000ft.): 19.40

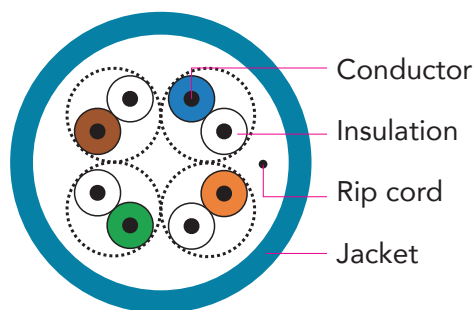
Minimum Bend Radius (in.): 1.0

Maximum Pulling Force (lbs.): 25

Temperature Rating (°F):

- Installation: +32 to +140
- Storage & Operation: -4 to +167

Operating Voltage: 300V



Applications

IEEE802.3: 1000BASE-T (Gigabit Ethernet),
100 BASE-TX, 10 BASE-T, 155Mp/s,
622Mp/s ATM, ANSI X3.263: 100Mb/s,
4/16 Mb/s Token Ring, Broadband and
Baseband Analog Video



For more information contact
your ADI Sales person or visit
adiglobal.com/adiexclusivebrands

CAT5E RISER CABLE

24/4 CMR/FT4 REEL IN BOX



Standard Compliance

- ANSI/TIA-568.2-D
- ANSI/TIA-862 (Building Automation)
- IEC 11801 Ed.2.0 (Class D)
- ICEA S-90-661 (Category 5e)
- NEC/CEC Type CMR (UL 1666) for Riser
- UL 444
- RoHS Compliant Directive 2011/65/EU

Certifications



Certifications for Management System

ISO9001: 2008, ISO14001: 2004, OHSAS 18001

Electrical Characteristics

Max. Capacitance (nF/100m @ 1 kHz)	Max. DC Resistance (Ω /100m @ 68°F)	Dielectric Strength (DC-kV, 2s)	Characteristic Impedance (Ω 1~100 MHz)
5.6	9.38	2.5	100 \pm 15

Frequency MHz	Insertion Loss Max. dB/100m	NEXT Min. dB/100m	PSNEXT Min. dB/100m	ACRF Min. dB/100m	PSACRF Min. dB/100m	Return Loss Min. dB/100m	PD Max. ns/100m	PD Skew Max. ns/100m
1	2.0	65.3	62.3	63.3	60.8	20.0	570	45
4	4.1	56.3	53.3	51.8	48.8	23.0	552	45
10	6.5	50.3	47.3	43.8	40.8	25.0	545	45
16	8.2	47.2	44.2	39.7	36.7	25.0	543	45
20	9.3	45.8	42.8	37.8	34.8	25.0	542	45
31.25	11.7	42.9	39.9	33.9	30.9	23.6	540	45
62.5	17.0	38.4	35.4	27.9	24.9	21.5	539	45
100	22.0	35.3	32.3	23.8	20.8	20.1	538	45
200	32.4	30.8	27.8	17.8	14.8	18.0	537	45
350	44.9	27.1	24.1	12.9	9.9	16.3	536	45

* Spec meets ANSI/TIA 568.2-D standard. Sweep Tested to 350Mhz. All values are dB/100m (328 ft.)



For more information contact
your ADI Sales person or visit
adiglobal.com/adiexclusivebrands